

Official Back Number and sponsor label manual



www.ijf.org



Contents

Official IJF rules on Back Numbers	3
1. Sewing instructions	4
2. Redesigning national Back Numbers into IJF Official conformant Back Numbers	6
3. Handling self-adhesive stickers	7



International Judo Federation

New back identification of athletes, Decision of the IJF Executive Committee

In its effort to improve the presentation of judo and competitions to spectators, TV and other media, the IJF has decided to renew the unified identification of athletes (Official Back Numbers, Bibs), which was introduced in January 2010. After the positive results of this personal identification system some changes seemed appropriate in order to improve the situation for athletes, sponsors and visibility.

Changes to the actual system:

- Size of Official Back Numbers -> usage
- Fabric of Official Back Numbers -> grip
- Font used for names -> visibility
- Size of National Olympic Abbreviation -> visibility of name

The amendment resulting from this decision, which enters into force **from the 23rd August 2011**, affects the back identification specified in Article 14 of the IJF SOR and the judogi rules specified in Annex 5. (and the Guidance of Judogi Control published 15. 06. 2011)

Each competitor taking part in the IJF events is obliged to have sewn on the back of his judogi an appropriate back identification.

This Official Back Numbers contains the surname and the National Olympic Abbreviation and has the size of 38 × 39 cm (width × height), children 34 × 35 cm. The printed surname and National Olympic Abbreviation are situated in the upper 50% of the back number. The lower part, which is plain white with only light positioning lines, will be used as subsoil for self-adhesive sponsor labels or IJF event presentation, unique for each particular event. The unified Official Back Numbers, Bibs of athletes are described and depicted in the annex: "The Official Back Numbers 2011". The logistics of acquiring of the Official Back Numbers is described in annex: "The Ordering Procedure of the Official Back Numbers". Only the original Official Back Numbers carrying the IJF Trademark and acquired exclusively according to new procedure as per detailed in attached annexes will be accepted at judogi control. The Official Back Numbers are obligatory for all the World Championships and Masters, Grand Slam, Grand Prix, World Cup and eventually other events specified by the IJF.

Annexes:

- The Official Back Numbers 2011
- Procedure of Ordering the Official Back Numbers_2011 International Judo Federation

Mohamed MERIDJA

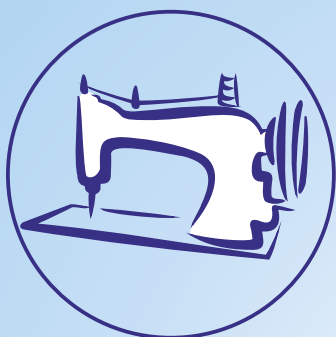
IJF Education Commission Director




I. Sewing instructions

Dear Judoka,

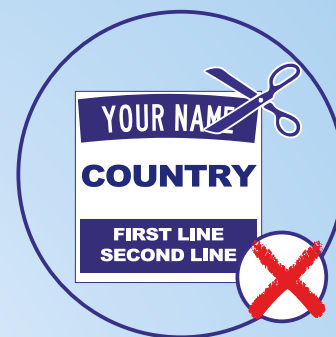
Your personal Official Back Numbers has been produced and completed now, please, find it enclosed to this mail. When attaching the back number to your Judogi, please follow the handling instructions in the booklet in order to comply with IJF regulations. We hope that your Official Back Numbers will accompany you in all your future competitions, for which we wish you the best of luck.



Industrial sewing



Use strong needles



Incorrect application!


It is best to have your Back Number sewed on by a saddler or tailor who has got an industrial sewing machine. Please use strong and thick needles. Depending on how thick your Judogi is, needles could also break. Please also note that you are not permitted to change the Back Number.



Suggestion for a national Official Back Numbers



Stipulations for Official Back Numbers



Incorrect application!

It is essential to use white thread for sewing. Sew as close as possible along the outer edge of your Back Number and then as shown above.



I. Sewing instructions

1

Place centred



2

Not on a slant



3

Not covered by the belt



1) When sewing your back number on Judogi, make sure that the back number is centered on the back of the Judogi and that there are exactly three centimeters from the top of the back number to the start of the neck line (as shown on the picture).

2) Do not place the back number on Judogi in a slanted direction

3) Ensure that the back number is not covered by your belt. Shown on the picture



When washing your Judogi follow instructions on the inside label. Our Official Back Numbers are machine washable up to 60°C and tumble dry as well; ironing at high temperatures is possible.



2. Redesigning national backnumbers into IJF Official Back Numbers

Note: The product must be ordered in an IJF Official conformant format.



Standard Back Number

With your weight class or an individual text in the centre.



Sponsor Back Number

With a national sponsor at a reduced sales price.



Graphic Back Number

National Back Number with individual graphic.

Examples:

Country Label

+

Sponsor Label

GER BEL NED

POR ITA ESP

The font size stipulated by the IJF is always used for IJF Official conformant Back Numbers.

Country Label

Sponsor Label



Attention: Redesigning a national Back Numbers to an international one is only permitted if it has been ordered in an IJF Official conformant format. This can be seen in the text (IJF Official approved) after the copyright of the national association.

IJF Official conformant Back Numbers ordered are provided with a country label and a sponsor label.



3. Handling self-adhesive sponsor label and country label

Important Information!

The sponsor label or country label has to be attached to the space provided of the Back Number. The surface must be 100% dry. The stickers are designed to be removable if the sticking time is not longer than 72 hrs.

Please make sure not to leave your sponsor label or country label on your Back Number for longer than necessary, as this could make removal difficult. Remove immediately after the event!!! We do not assume any liability for damage to the Back Number or for adhesive residue on the Back Number.

No glue products can be additionally added, because otherwise glue residues could occur.



Sticker for national Back Number



Sticker for international Back Number



www.ijf.org